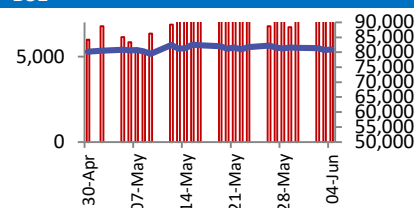
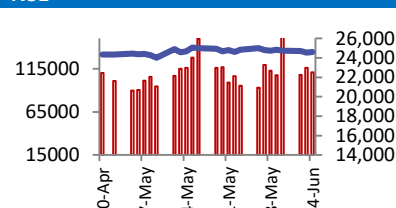


## BSE



Open	80778
High	81087
Low	80705
Close	80998
Change	261
Volume (Lacs)	9776
Turnover (Rs.inCr)	9413

## NSE



Open	24560
High	24644
Low	24530
Close	24620
Change	78
Volume(Lacs)	43914
Turnover(Rs.in Cr)	110840

World Markets	Current	Previous	Pt. Chg	Var(%)
Dow	42428	42520	(92)	-0.2%
Dow Futures	42469	42500	(31)	-0.1%
Nasdaq	19460	19399	62	0.3%
FTSE	8801	8787	14	0.2%
Nikkei	37658	37747	(89)	-0.2%
Hang Seng	23845	23654	191	0.8%
Gift Nifty	24736	24716	20	0.1%
Straits Singapore	3905	3904	1	0.0%
South Korea	2819	2771	48	1.7%
Taiwan	21640	21618	22	0.1%
Shanghai	3375	3376	(1)	0.0%

Commodity Prices	Current	Previous	Pt. Chg	Var(%)
Copper (\$/MT)	9622	9634	(13)	-0.1%
Alumin (\$/MT)	2483	2464	20	0.8%
Zinc (\$/MT)	2702	2707	(5)	-0.2%
Brent Crude (\$/bbl)	65	65	(0)	-0.1%
Gold (\$/Ounce)	3370	3373	(3)	-0.1%
Silver (\$/Ounce)	35	35	0	0.0%
Light Crude (\$/bbl)	63	63	(0)	-0.2%
N G (\$/mmbtu)	4	4	(0)	-0.9%
Sugar (\$/MT)	468	474	(6)	-1.2%
Rubber (Rs./kg)	198	198	0	0.1%
Baltic Dry Index	1489	1430	59	4.1%

Currency Exchange Rate	Current	Previous	Var(%)
Rs./ \$ rate	85.91	85.59	0.37%
Rs./ Euro	97.79	97.68	0.12%
Rs./Chinese Yuan	11.96	11.97	-0.06%
Yen / \$ rate	142.93	142.77	0.11%
\$ US/Euro	1.14	1.14	-0.02%

Dollar Index	Current	Previous	Var(%)
Dollar Index	98.84	98.79	0.05%

Support/ Resistance Levels for Today		
	Nifty	Bank Nifty Fut
Support 1	24540	55440
Support 2	24470	55200
Resistance	24700	56000

Securities in Ban For Trade	
MANAPPURAM	ABFRL

## Market Review

**US:** The Dow Jones Industrial Average declined on Wednesday, snapping a four-session winning streak, as weaker-than-expected private payroll data dampened investor sentiment.

**Asia:** Asia-Pacific markets traded mixed Thursday, after private sector hiring in the U.S. hit its lowest level in over two years, raising concerns that trade policy uncertainty could be weighing on the world's largest economy.

**India:** India's benchmark equity indices closed higher on Wednesday, ending a three-day losing streak. **Markets is expected to open on a flattish note and likely to witness range bound move during the day.**

**Global Economy:** Britain's services sector returned to tepid growth last month after fears about U.S. President Donald Trump's tariffs caused the sector to shrink in April for the first time in a year and a half. The S&P Global Purchasing Managers' Index for Britain's services sector rose to 50.9 in May from 49.0 in April, and above an earlier flash estimate of 50.2. The upward revision also lifted the composite PMI, which includes the smaller manufacturing sector, taking it above the 50 mark which divides growth from contraction.

China's services sector grew more than expected in May, private purchasing managers index data showed, as strong domestic demand helped offset the impact of increased U.S. trade tariffs, which dented export orders. The Caixin China services PMI rose to 51.1 in May, edging past expectations of 51.0 and improving from the 50.7 seen in the prior month. A reading above 50 indicates expansion in the sector. Thursday's reading marked a 29th consecutive month of expansion for the Caixin services PMI, as service sector activity remained underpinned by strong local demand. The reading was largely in contrast to dismal manufacturing PMIs released over the past week, which showed a protracted decline in Chinese factory activity due to waning overseas demand. This slowdown was largely tied to steep U.S. trade tariffs on China, which eroded export orders.

**Commodities:** : Oil prices slipped in early trade on Thursday after a build in U.S. gasoline and diesel inventories and Saudi Arabia's cut to its July prices for Asian crude buyers.

Gold prices nudged higher on Thursday, as weaker-than-expected U.S. economic data spurred demand for safe-haven assets, while market participants also assessed persistent global economic and political uncertainties.

**Currency:** The dollar softened on Thursday, stuck near six-week lows after weak U.S. economic data revived fears of slow growth and high inflation, while the euro was steady ahead of an expected interest rate cut from the European Central Bank.

**FII Derivative Transactions (Rs. Cr)**

Contracts	Purchase		Sell		Net	Open Interest (OI)		OI (Previous day)		Change	
	Contract	Value	Contract	Value		Contract	Value	Contract	Value	Contract	Value
Index Future	12812	2305	12593	2248	57	156783	27816	154726	27365	2057	451
Index Option	5107850	941180	5203766	960080	(18900)	2094330	381131	2101799	382099	(7469)	(968)
Stock Future	232614	14418	240180	14936	(518)	5789813	373352	5769179	370570	20634	2782
Stock Option	555769	37861	624599	42392	(4531)	854489	54779	746569	47632	107920	7147
<b>Total</b>	<b>5909045</b>	<b>995764</b>	<b>6081138</b>	<b>1019656</b>	<b>(23892)</b>	<b>8895415</b>	<b>837078</b>	<b>8772273</b>	<b>827666</b>	<b>123142</b>	<b>9412</b>

FII All Activity-BBG (Rs Cr)		Buy	Sell	Net
28-May-25		16929	12280	4650
29-May-25		19086	20844	(1758)
30-May-25		51943	56947	(5004)
2-Jun-25		14301	16406	(2106)
3-Jun-25		17397	20692	(3295)
<b>Month to date- June</b>		<b>31697</b>	<b>37098</b>	<b>(5401)</b>
FII (Prov.) (Rs. Cr)		Buy	Sell	Net
29-May-25		21279	20395	884
30-May-25		44435	50884	(6450)
2-Jun-25		12839	15428	(2589)
3-Jun-25		17063	19917	(2854)
4-Jun-25		16576	15499	1076
<b>Month to date-June</b>		<b>46478</b>	<b>50845</b>	<b>(4367)</b>
DII (Prov.) (Rs. Cr)		Buy	Sell	Net
29-May-25		12846	8559	4287
30-May-25		20673	11577	9096
2-Jun-25		14470	9156	5314
3-Jun-25		15704	9796	5908
4-Jun-25		13045	10478	2567
<b>Month to date-June</b>		<b>43219</b>	<b>29430</b>	<b>13789</b>
FII Debt - BBG (Rs. Cr)		Buy	Sell	Net
28-May-25		1866	3369	(1503)
29-May-25		30661	1868	28793
30-May-25		2489	15773	(13284)
2-Jun-25		2037	2776	(738)
3-Jun-25		1808	5593	(3785)
<b>Month to date- June</b>		<b>3845</b>	<b>8369</b>	<b>(4523)</b>

Market Breadth	BSE		NSE	
	No.	%	No.	%
Advance	2027	49%	1605	55%
Decline	1993	48%	1265	43%
Unchanged	135	3%	74	3%

Market Turnover	04-Jun	03-Jun	Var (%)
BSE Cash	9413	11723	-20%
NSE Cash	110840	116212	-5%
NSE Futures	81780	109551	-25%
NSE Options	14171481	12474257	14%
Total (Rs.Cr)	14373514	12711743	13%

Volatility Index	04-Jun	03-Jun
Volatility Index	15.75	16.56

Index PE - TTM	04-Jun	Yr. High	Yr. Low
Sensex	22.7	25.2	20.3
Nifty	22.1	24.4	19.6

**Corporate News**
**NTPC Green Energy secures 1,000 MW solar project in UPPCL solar auction**

NTPC Renewable Energy, a wholly owned subsidiary of NTPC, has signed a Power Purchase Agreement for a 1,000 MW capacity at a discovered tariff of Rs 2.56 per kWh. NTPC Renewable Energy had won 1,000 MW in the Uttar Pradesh Power Corporation solar PV power project auction. (CNBC)

**Newgen Software bags \$2.5 mn international order for digital transformation project**

The company has received an international order worth \$2.5 mn from a customer. The order includes the supply of Newgen's product and its implementation for the customer's digital transformation across multiple lines of business. (CNBC)

**Gland Pharma's subsidiary Cenexi gets 11 observations from French regulator, operations unaffected**

Cenexi, a material subsidiary of Gland pharma, has received a final inspection report from France's drug regulator, Agence nationale de sécurité du médicament et des produits de santé (ANSM), citing 11 observations related to GMP compliance at its Fontenay manufacturing facility. In response, Cenexi has submitted a corrective and preventive action plan, which includes a range of measures to be implemented over a 3 to 12-month, depending on the nature of each observation. The action plan has been accepted by ANSM. Thus, it will not have any disruption in manufacturing operations. (CNBC)

**Economy**
**Services activity at three-month high in May**

India's services sector experienced robust growth in May, reaching a three-month high driven by strong demand and new client acquisition. Export orders surged, marking the fastest increase in nearly two decades, fueled by demand from Asia, Europe, and North America. (ET)

**MSE procurement targets surpassed in previous fiscal**

In FY25, central ministries significantly surpassed their procurement targets from micro and small enterprises (MSEs), achieving ₹92,675 cr against a goal of ₹47,676.88 cr. The petroleum & natural gas, defence, and power ministries led in procurement value, while shipping ministry topped in percentage terms. However, finance, health & family welfare, and space departments fell short of their targets. (ET)

**International**
**Starbucks shuffles top brass, names new operating chief**

Starbucks promoted its North America chief coffeehouse officer Mike Grams to COO as part of a leadership reshuffle aimed at boosting performance. This is the latest in a series of moves from CEO Brian Niccol, who took over the top job last year and has said he wants to return Starbucks to its coffee house roots.

Top 5 Nifty Gainers	04-Jun	03-Jun	Var(%)
ETERNAL	246	238	3.4%
JIOFIN	290	284	2.3%
BHARTIARTL	1875	1841	1.9%
INDUSINDBK	814	801	1.7%
RELIANCE	1424	1406	1.3%
Top 5 Nifty Losers	04-Jun	03-Jun	Var(%)
BAJAJFINSV	1956	1992	-1.8%
TRENT	5507	5590	-1.5%
SHRIRAMFIN	641	648	-1.1%
AXISBANK	1171	1182	-0.9%
TCS	3381	3405	-0.7%

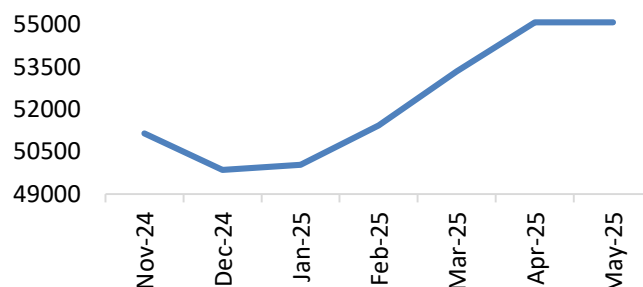
BSE Index Watch	Last	1 day	1 wk	1 mth	1 yr
SENSEX	80998	0.3%	-0.4%	0.2%	8.9%
MIDCAP	45503	0.8%	0.9%	5.0%	6.8%
SMLCAP	52869	0.6%	1.4%	10.3%	14.2%
AUTO	52333	0.3%	-0.5%	2.9%	-4.9%
BANKEK	62704	0.0%	-0.1%	0.9%	12.3%
Capital Goods	70713	0.2%	0.4%	11.9%	7.7%
FMCG	20385	0.1%	-0.1%	-1.3%	-1.3%
Health Care	42673	0.3%	0.4%	0.7%	19.9%
IT	36559	0.3%	-1.3%	3.5%	8.3%
METAL	30659	0.5%	-1.1%	6.0%	-4.6%
Oil & Gas	26881	0.5%	-1.5%	-1.2%	-1.8%
Power	6748	0.3%	-0.9%	1.1%	-7.7%
Realty	7569	-0.8%	3.4%	10.2%	-3.3%

Margin Trading Disclosure (Rs. In Cr)	Last	1 day	1 wk	1 mth	3 mth
Op. Scripwise Outstanding	79663	0.8%	5.0%	15.2%	14.9%
Fresh Exposure	7224	6.0%	3.9%	55.4%	89.9%
Exposure liquidated	5868	-5.4%	6.8%	21.3%	34.6%
Closing Net scripwise outstanding	81018	1.7%	4.7%	17.4%	17.8%

NSE USD Futures	04-Jun	03-Jun	Var (%)
Apr Expiry (Rs./\$)	86.84	86.84	0.0%
May Expiry (Rs./\$)	86.11	86.11	0.0%
Total Turnover (Rs. Crore)	2147	1464	47%

Sectors	TTM PE
Auto	30.95
Auto Ancillary	42.06
Banking	14.35
Engineering	47.22
Cement	73.53
Diamonds & Jewellery	44.19
Housing Finance	24.47
Infrastructure & Const	29.11
Metals-Aluminium	30.06
Metal – Steel	17.91
Oil Expl.	6.91
Pharma	9.96
Power – Gen. Supp.	40.23
Information Tech.	27.41
Sugar	20.37
Telecom Serv. Prov.	38.2
Tyres	31.78

## Hot Rolled Coil prices (Rs) (Source: Big Mint)



10 year G-Sec Yield	Current	Previous	Change
US	4.37%	4.36%	1 bps
Japan	1.49%	1.51%	(1) bps
India	6.26%	6.25%	0 bps
UK	4.61%	4.64%	(3) bps
Libor 3 Mths	4.85%	4.85%	(0) bps

Indian Eco Data	Current	Previous	Var(%)
Forex Reserve (US\$ in bn)	693	693	0.0%
Inflation - WPI	0.85%	2.05%	(120) bps
Inflation - CPI	3.16%	3.34%	(18) bps

India GDP	Q3FY25	Q2FY25	Var(%)
Growth	7.38%	6.40%	98 bps

Monetary Policy	Current	Previous	Change
Repo Rate	6.25%	6.50%	(25) bps
Reverse Repo Rate	3.35%	3.35%	0 bps
CRR	4.00%	4.00%	0 bps
O/S Banking System Liquidity (Rs bn)	3074	2902	172.8

IIP Growth %	Mar-25	Mar-24	Apr-Feb
IIP	2.7	5.2	3.5
Capital Goods	2.4	7.0	6.2
Mining	0.4	1.3	2.2
Manufacturing	3.0	5.9	4.2
Electricity	6.3	8.6	3.8

### ADR Price Movement

Company	Price (US\$)	Volume	Previous Day Price	Volume	Variance (%)	No. of Share Per ADR	ADR Price (Rs.)	BSE Price	Variance (%)
Infosys Tech	17.85	7541704	18.04	11219803	-1.05%	1	1533.40	1551.20	-1.1%
Wipro	2.84	6205814	2.83	4039315	0.35%	1	243.97	246.86	-1.2%
Dr.Reddy's	14.75	2184637	14.66	1240451	0.61%	1	1267.10	1251.90	1.2%
ICICI Bank	33.40	3748799	33.65	4197037	-0.74%	2	1434.61	1431.00	0.3%
HDFC Bank	75.08	1389187	74.86	2808918	0.29%	3	2149.92	1941.20	10.8%

### GDR's (US\$)

	Prices	Prev. Close	Change	Var %
L&T	42.25	42.45	(0.2)	-0.5%
RIL	66.10	65.70	0.4	0.6%
SBI	94.20	94.40	(0.2)	-0.2%

US Economy Data	Current	Previous
Inflation (%) (YoY)	2.30%	2.40%
Unemployment (%)	4.20%	4.20%

Interest Rate (%)	Current	Previous
Fed Rate	4.50%	4.50%

US GDP	Q2CY25	Q1CY25
Growth (QoQ Annualized)	-0.20%	2.40%

China Economy Data	Current	Previous
GDP	5.40%	5.40%
Inflation – CPI (%)	-0.10%	-0.10%

### Economic Calendar

	Date
Indian GDP Data	29 Aug
Indian Inflation Data CPI	12 Jun
Indian Inflation Data WPI	16 Jun
Indian Monetary Policy	06 Jun
India's Industrial Production (IIP)	29 Jun
US Inflation Data	11 Jun
US GDP	26 Jun
US Unemployment Data	06 Jun
US Fed Rate	18 Jun
China GDP	15 July
China Inflation Data	09 Jun

### Event Update

Name	Date	Purpose
Jindal Saw Ltd.	05/06/25	Rs.2.00 per share(200%)Final Dividend
Rallis India Ltd.	05/06/25	Rs.2.50 per share(250%)Final Dividend
Bank Of Baroda	06/06/25	Rs.8.35 per share(417.5%)Final Dividend
Container Corporation Of India Ltd.	06/06/25	Rs.2.00 per share(40%)Final Dividend
Dr. Lal Pathlabs Ltd.	06/06/25	Rs.6.00 per share(60%)Final Dividend
East India Drums And Barrels Manufacturing Ltd.	06/06/25	Interim Dividend
Fidel Softech Ltd.	06/06/25	Dividend
HDFC Asset Management Company Ltd.	06/06/25	Rs.90.00 per share(1800%)Final Dividend
High Energy Batteries (India) Ltd.	06/06/25	Rs.3.00 per share(150%)Final Dividend
IFGL Refractories Ltd.	06/06/25	Rs.1.00 per share(10%)Final Dividend
Indiamart Intermesh Ltd.	06/06/25	Rs.30.00 per share(300%)Final Dividend
JSW Energy Ltd.	06/06/25	Rs.2.00 per share(20%)Final Dividend
L&T Technology Services Ltd.	06/06/25	Rs.38.00 per share(1900%)Final Dividend
Maithan Alloys Ltd.	06/06/25	Rs.7.00 per share(70%)Second Interim Dividend
Nicco Parks & Resorts Ltd.	06/06/25	Rs.0.40 per share(40%)Fourth Interim Dividend
Qgo Finance Ltd.	06/06/25	Rs.0.15 per share(1.5%)Interim Dividend
TAAL Enterprises Ltd.	06/06/25	Rs.30.00 per share(300%)First Interim Dividend
Tata Steel Ltd.	06/06/25	Rs.3.60 per share(360%)Final Dividend

## Bulk Deal As On 04/06/25

BSE					
Security Code	Security Name	Client Name	Deal	Quantity	Price
540615	7NR	MAKWANA DIXIT CHANDUBHAI	S	159800	7.85
540615	7NR	MAKWANA DIXIT CHANDUBHAI	B	5113	7.86
540615	7NR	POOJA TEKRIWAL	B	148000	7.83
535755	ABFRL	IRAGE BROKING SERVICES LLP	S	19171207	80.48
535755	ABFRL	IRAGE BROKING SERVICES LLP	B	1673029	78.96
538351	AFEL	MANOJ AGRAWAL	S	229944	4.04
538351	AFEL	SHAILESH DHAMELIYA	S	186617	3.99
539523	ALKEM	JAYANTI SINHA	S	1700000	4874.61
540135	ARCFIN	SAJM GLOBAL IMPEX PRIVATE LIMITED	S	26815093	1.34
540135	ARCFIN	UMA SHANKAR EXIM PRIVATE LIMITED	S	6824086	1.34
540135	ARCFIN	UMA SHANKAR EXIM PRIVATE LIMITED	B	14810	1.33
543209	BILLWIN	VARUN AGARWAL	S	30000	31.98
531358	CHOICEIN	BNP PARIBAS FINANCIAL MARKETS	S	1100000	705.2
531358	CHOICEIN	SOCIETE GENERALE	B	1100290	705.2
530427	CHOKSI	VALIA BROTHERS PVT LTD	S	20763	116
526546	CHOKSILA	LOVLESH JAIN	S	54451	130.02
526546	CHOKSILA	NEXUS GLOBAL OPPORTUNITIES FUND	B	50000	130
530197	FUNDVISER	DIPAKBHAI HASMUKHRAY SANGHVI	S	32305	163.5
512443	GANONPRO	EMMBROSEOVERSEAS LIFESTYLE PRIVATELIMITED	B	50000	11.52
512443	GANONPRO	MR VINOD	S	188973	10.89
512443	GANONPRO	MR VINOD	B	93872	10.43
512443	GANONPRO	MUSKAN VERMA	S	106839	10.59
512443	GANONPRO	MUSKAN VERMA	B	106839	10.66
512443	GANONPRO	NAND KISHORE JAIN	S	50000	10.43
512443	GANONPRO	NAND KISHORE JAIN	B	46100	10.68
512443	GANONPRO	NAND KISHORE JAIN	B	15000	11.28
512443	GANONPRO	NAND KISHORE JAIN	S	50000	10.45
512443	GANONPRO	RAVINDER KUMAR	S	106270	11.51
512443	GANONPRO	REKHA KHATRI	S	99840	10.52
512443	GANONPRO	REKHA KHATRI	B	117300	10.56
531723	GATECH	TEUDDY TECHNOLOGY PRIVATE LIMITED	B	5000001	0.89
524238	GUJINJEC	BHAVISHYA ECOMMERCE PRIVATE LIMITED	S	148709	24.05
524238	GUJINJEC	NEO APEX VENTURE LLP	S	100000	24.05
524238	GUJINJEC	RAJENDRA DALLARAM CHOUDHARY	B	82750	24.05
501295	IITL	PRATIK MADHUKAR SHETH	B	500000	174.5
501295	IITL	SIX SIGMA INVESTMENTS FUND	S	499915	174.5
544172	INDGN	IRAGE BROKING SERVICES LLP	S	3348661	592.9
544172	INDGN	IRAGE BROKING SERVICES LLP	B	384039	592
539175	INDRAIND	DILIP KUMAR SURANA	S	34000	10.52
539175	INDRAIND	KAMAL D MEHTA (HUF)	B	40000	10.88
539175	INDRAIND	RUCHIRA GOYAL	S	52900	10.79
539175	INDRAIND	SHAILESH DHAMELIYA	B	143370	10.74
543544	JAYANT	DAKSHA JOBANPUTRA	S	171000	86.55
543664	KAYNES	RAMESH KUNHIKANNAN	S	500000	5553.03
532397	KONNDOR	MULTIPLIER SHARE & STOCK ADVISORS PRIVATE LIMITED	S	83896	19.3
532397	KONNDOR	POURNIMA JAYVANT NICHITE	B	103000	19.3
532397	KONNDOR	RIYA VINIT AGRAWAL	S	50852	19.3
532397	KONNDOR	VINIT KUMAR P AGRAWAL	S	35446	19.3
532397	KONNDOR	YASHASHRI SUBODH JADHAV	B	130000	19.3
539762	MEAPL	LORENZINI APPARELS LIMITED	S	104597	32.6

539767	MNIL	POOJA VERMA	S	32061	25.2
539767	MNIL	SEEMA	B	36098	25.05
542724	MURAE	SURAJ DILIP PAWAR	S	33300000	2.04
543207	NATURAL	ARPIT	B	182518	11.23
517554	NHCFOODS	BULL BEAR TRADERS	B	8372189	0.9
517554	NHCFOODS	PRANAV PRATAP SINGH	S	3800000	0.9
531512	ORIENTTR	ANISA ALNASIR GILANI	S	115000	18.11
530095	PRADHIN	ALKABEN PRADIPKUMAR SHAH	S	7185126	0.34
540703	PROCLB	PARESH AMRUTLAL TRIVEDI	B	66615	21.86
514028	RAJKSYN	JR SEAMLESS PRIVATE LIMITED	S	67041	34.65
544028	TATATECH	TPG RISE CLIMATE SF PTE . LTD .	S	8516499	749.1
544327	TECHNICHEM	NEXT ORBIT GROWTH FUND III	S	128000	45.15
539310	THINKINK	DOLLY VISHAL SHAH	S	7500000	0.31
539314	UNIAUTO	CHOICE STRATEGIC ADVISORS LLP	S	71381	71
539314	UNIAUTO	DHEERAJ KUMAR LOHIA	B	75334	70.99
542803	VEL	AKASH HITESH AJMERA	B	50000	14.7

NSE

Security Code	Security Name	Client Name	Deal	Quantity	Price
ABFRL	Aditya Birla Fas & Rt Ltd	FLIPKART INVESTMENTS PRIVATE LIMITED	SELL	73170731	80.32
CELLECOR	Cellecor Gadgets Limited	RAVI AGARWAL	SELL	2451000	40.01
GODHA	Godha Cabcon Insulat Ltd	PRAGNESHKUMAR GIRISHCHANDRA DAVE	SELL	23333333	0.46
INDGN	Indegene Limited	ABAKKUS EMERGING OPPORTUNITIES FUND-1	BUY	1210000	591.48
INDGN	Indegene Limited	CA DAWN INVESTMENTS	SELL	16849018	591.02
INDGN	Indegene Limited	CA DAWN INVESTMENTS	SELL	7626384	591.84
INDGN	Indegene Limited	EAST BRIDGE CAPITAL MASTER FUND I LIMITED	BUY	2168000	591
INDGN	Indegene Limited	PI OPPORTUNITIES AIF V LLP	BUY	1692047	591
INDGN	Indegene Limited	SMALLCAP WORLD FUND INC	BUY	1827856	591
INDGN	Indegene Limited	SMALLER CAP WORLD FUND INC	BUY	1827855	591
INDGN	Indegene Limited	SOCIETE GENERALE - ODI	BUY	1879775	591
IEX	Indian Energy Exc Ltd	DALMIA CEMENT (BHARAT) LIMITED	SELL	10000962	201.01
IWARE	Iware Supplychain Ser Ltd	RAJESH JOSEPH	BUY	60000	77.23
KAYNES	Kaynes Technology Ind Ltd	RAMESH KUNHIKANNAN	SELL	625000	5550.87
KESORAMIND	KESORAM INDUSTRIES L	ASIAN BROKING PVT LTD	SELL	2660109	6.01
MOTILALOF	Motilal Oswal Financial S	MOTILAL OSWAL FOUNDATION	SELL	3704000	825.01
NRVANDANA	N R Vandana Tex Ind Ltd	CHINTAN RAJNIKANT THAKAR	BUY	492000	45
NEPTUNE	Neptune Petrochemicals L	CRAFT EMERGING MARKET FUND PCC-ELITE CAPITAL FUND	BUY	115000	137.5
NEPTUNE	Neptune Petrochemicals L	CRAFT EMERGING MARKET FUND PCC-PROSPERITY INVESTMENTS I	SELL	115000	137.5
NEPTUNE	Neptune Petrochemicals L	PATEL NITINBHAI GOVINDBHAI	BUY	150000	132.75
NEPTUNE	Neptune Petrochemicals L	VBCUBE VENTURES FUND	SELL	387000	133
NMSTEEL	New malayalam Steel Ltd	AFTERTRADE BROKING PRIVATE LIMITED	SELL	118400	27
NMSTEEL	New malayalam Steel Ltd	NEOMILE GROWTH FUND - SERIES I	BUY	126400	27
SBC	SBC Exports Limited	SBC INFOTECH LIMITED	BUY	3104500	14.88
SCODATUBES	Scoda Tubes Limited	MANSI SHARE AND STOCK ADVISORS PVT LTD	BUY	494332	146.56
SCODATUBES	Scoda Tubes Limited	MERU INVESTMENTS	BUY	365000	140.33
SCODATUBES	Scoda Tubes Limited	PRONOMZ VENTURES LLP	BUY	500000	144.49
URBAN	Urban Enviro Waste Mgmt L	AFFLUENCE MARKETING AND DISTRIBUTION PRIVATE LIMITED	BUY	95200	139.89
VCL	Vaxtex Coffab Limited	VAX ENTERPRISE PRIVATE LIMITED	SELL	3000000	1
VISAMAN	Visaman Global Sales Ltd	SHRENI SHARES PVT	SELL	102000	43
WINSOME	Winsome Yarns Limited	RISHIKESH COMMERCIAL COMPANY PRIVATE LIMITED	SELL	702341	1.78
WINSOME	Winsome Yarns Limited	SAMVRUDHI MULTITRADE PRIVATE LIMITED	BUY	526717	1.78

#### Disclosure:

Research Reports that are published by Nirmal Bang Securities Private Limited (hereinafter referred to as "NBSPL") are for private circulation only. NBSPL is a registered Research Analyst under SEBI (Research Analyst) Regulations, 2014 having Registration no. INH000001766. NBSPL is also a registered Stock Broker with National Stock Exchange of India Limited, BSE Limited, Metropolitan Stock Exchange of India Limited, Multi Commodity Exchange of India Limited and , National Commodity and Derivative Exchange Limited in Capital Market , Equity and Commodities derivatives segments and Currency Derivatives Segment .

NBSPL has other business divisions with independent research teams separated by Chinese walls, and therefore may, at times, have different or contrary views on stocks and markets.

NBSPL or its associates have not been debarred / suspended by SEBI or any other regulatory authority for accessing / dealing in securities Market since last 20 years. NBSPL, its associates or analyst or his relatives do not hold any financial interest (Except Investment) in the subject company. NBSPL or its associates or Analyst do not have any conflict or material conflict of interest at the time of publication of the research report with the subject company. NBSPL or its associates or Analyst or his relatives may or may not hold beneficial ownership of 1% or more in the subject company at the end of the month immediately preceding the date of publication of this research report.

NBSPL or its associates / analyst has not received any compensation / managed or co-managed public offering of securities of the company covered by Analyst during the past twelve months. NBSPL or its associates have not received any compensation or other benefits from the company covered by Analyst or third party in connection with the research report. Analyst has not served as an officer, director or employee of Subject Company. NBSPL / analyst has not been engaged in market making activity of the subject company.

**Analyst Certification:** The research analysts and authors of these reports, hereby certify that the views expressed in this research report accurately reflects my/our personal views about the subject securities, issuers, products, sectors or industries. It is also certified that no part of the compensation of the analyst(s) was, is, or will be directly or indirectly related to the inclusion of specific recommendations or views in this research. The analyst(s) principally responsible for the preparation of this research report and has taken reasonable care to achieve and maintain independence and objectivity in making any recommendations.

## Disclaimer:

The Research Report is for the personal information of the authorized recipient and does not construe to be any investment, legal or taxation advice. NBSPL is not soliciting any action based upon it. Nothing in the research report shall be construed as a solicitation to buy or sell any security or product, or to engage in or refrain from engaging in any such transaction. In preparing the research report, we did not take into account the investment objectives, financial situation and particular needs of the reader.

The research report has been prepared for the general use of the clients of NBSPL and must not be copied, either in whole or in part, or distributed or redistributed to any other person in any form. If you are not the intended recipient you must not use or disclose the information in the research report in any way. Though disseminated to all the customers simultaneously, not all customers may receive the research report at the same time. NBSPL will not treat recipients as customers by virtue of their receiving the research report. The research report is not directed or intended for distribution to or use by any person or entity resident in a state, country or any jurisdiction, where such distribution, publication, availability or use would be contrary to law, regulation or which would subject NBSPL & its group companies to registration or licensing requirements within such jurisdictions.

The report is based on the information obtained from sources believed to be reliable, but we do not make any representation or warranty that it is accurate, complete or up-to-date and it should not be relied upon as such. We accept no obligation to correct or update the information or opinions in it. NBSPL or any of its affiliates or employees shall not be in any way responsible for any loss or damage that may arise to any person from any inadvertent error in the information contained in the research report. NBSPL or any of its affiliates or employees do not provide, at any time, any express or implied warranty of any kind, regarding any matter pertaining to this report, including without limitation the implied warranties of merchantability, fitness for a particular purpose, and non-infringement. The recipients of the research report should rely on their own investigations.

This information is subject to change without any prior notice. NBSPL reserves its absolute discretion and right to make or refrain from making modifications and alterations to this statement from time to time. Nevertheless, NBSPL is committed to providing independent and transparent recommendations to its clients, and would be happy to provide information in response to specific client queries.

Before making an investment decision on the basis of research report, the reader needs to consider, with or without the assistance of an adviser, whether the advice is appropriate in light of their particular investment needs, objectives and financial circumstances. There are risks involved in securities trading. The price of securities can and does fluctuate, and an individual security may even become valueless. International investors are reminded of the additional risks inherent in international investments, such as currency fluctuations and international stock market or economic conditions, which may adversely affect the value of the investment. Opinions expressed are subject to change without any notice. Neither the company nor the director or the employees of NBSPL accept any liability whatsoever for any direct, indirect, consequential or other loss arising from any use of the research report and/or further communication in relation to the research report. Here it may be noted that neither NBSPL, nor its directors, employees, agents or representatives shall be liable for any damages whether direct or indirect, incidental, special or consequential including lost revenue or lost profit that may arise from or in connection with the use of the information contained in the research report.

Copyright of this document vests exclusively with NBSPL.

Our reports are also available on our website

Registration granted by SEBI and certification from NISM in no way guarantee performance of NBSPL or provide any assurance of returns to investors.

### **Nirmal Bang Research (Division of Nirmal Bang Securities Pvt. Ltd.)**

B-2, 301/302, Marathon Innova,  
Opp. Peninsula Corporate Park  
Off. Ganpatrao Kadam Marg  
Lower Parel(W), Mumbai-400013  
Board No. : 91 22 6723 8000/8001  
Fax. : 022 6723 8010